
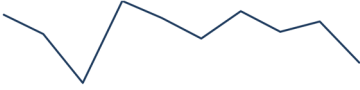





















Lubbock Christian University  
Five Year Undergraduate Alumni Survey Comparison

Questions/Statements:	Answer Legend	Average Response	Average Response	Average Response	Average Response	Average Response	Average Response	Average Response	Average Response
		2005-06	2006-07	2007-08	2008-09	2009-10	2010-11	2011-12	2012-13
I am in a leadership position at work.	Yes=1; No=0	0.42	0.48	0.47	0.45	0.47	0.39	0.49	0.32
In the past year, I participated in at least one service project that benefits my community.	Yes=1; No=0	0.76	0.70	0.56	0.80	0.75	0.69	0.77	0.71
If given the opportunity, I would recommend LCU to others.	Yes=1; No=0	0.99	0.95	0.95	0.95	0.96	0.97	0.95	0.95
Since graduating from LCU, I completed a more advanced degree.	Yes=1; No=0	0.31	0.31	0.21	0.33	0.26	0.30	0.35	NA
Number of Doctoral Degrees Reported		2	2	3	1	0	5	0	NA
Number of Professional Degrees Reported		4	3	1	4	2	1	2	NA
Number of Master's Degrees Reported		22	38	8	22	17	22	21	NA
I am a member of a local church.	Yes=1; No=0	0.81	0.87	0.79	0.85	0.93	0.72	0.84	0.71
I regularly attend the services of a church.	Yes=1; No=0	0.76	0.81	0.79	0.77	0.85	0.73	0.82	0.68
In the church I attend, I serve in a leadership or service role,	Yes=1; No=0	0.38	0.42	0.39	0.39	0.46	0.38	0.49	0.26
In the most recent tax year, my personal earned income before taxes was:									
	Less than \$20,000	NA	NA	NA	NA	0.09	0.07	0.12	0.07
	\$20,000-\$39,999	NA	NA	NA	NA	0.31	0.28	0.18	0.15
	\$40,000-\$59,999	NA	NA	NA	NA	0.22	0.22	0.29	0.31
	\$60,000-\$79,999	NA	NA	NA	NA	0.10	0.13	0.14	0.17
	\$80,000-\$99,999	NA	NA	NA	NA	0.04	0.08	0.08	0.10
	\$100,000-\$149,999	NA	NA	NA	NA	0.03	0.09	0.08	0.08
	\$150,000-\$199,999	NA	NA	NA	NA	0.03	0.01	0.01	0.03
	\$200,000-\$249,999	NA	NA	NA	NA	0.00	0.00	0.00	0.02
	\$250,000 or more	NA	NA	NA	NA	0.00	0.01	0.01	0.00
	No earned income	NA	NA	NA	NA	0.10	0.06	0.06	0.00
	I prefer not to respond	NA	NA	NA	NA	0.07	0.06	0.04	0.07
<b>Participation</b>		27.1%	36.9%	30.7%	20.0%	21.9%	24.7%	25.4%	18.3%

Lubbock Christian University  
Five Year Undergraduate Alumni Survey Comparison

Questions/Statements:	Answer Legend	Average Response	Average Response	Trend Line
		2013-14	2015-16	Trend
I am in a leadership position at work.	Yes=1; No=0	0.49	0.52	
In the past year, I participated in at least one service project that benefits my community.	Yes=1; No=0	0.74	0.62	
If given the opportunity, I would recommend LCU to others.	Yes=1; No=0	0.91	0.88	
Since graduating from LCU, I completed a more advanced degree.	Yes=1; No=0	NA	NA	
Number of Doctoral Degrees Reported		NA	NA	
Number of Professional Degrees Reported		NA	NA	
Number of Master's Degrees Reported		NA	NA	
I am a member of a local church.	Yes=1; No=0	0.65	0.68	
I regularly attend the services of a church.	Yes=1; No=0	0.61	0.52	
In the church I attend, I serve in a leadership or service role,	Yes=1; No=0	0.32	0.20	
In the most recent tax year, my personal earned income before taxes was:				
	Less than \$20,000	0.08	0.04	
	\$20,000-\$39,999	0.29	0.21	
	\$40,000-\$59,999	0.23	0.37	
	\$60,000-\$79,999	0.09	0.24	
	\$80,000-\$99,999	0.12	0.01	
	\$100,000-\$149,999	0.08	0.03	
	\$150,000-\$199,999	0.02	0.03	
	\$200,000-\$249,999	0.02	0.00	
	\$250,000 or more	0.00	0.00	
	No earned income	0.02	0.06	
I prefer not to respond	0.06	0.01		
<b>Participation</b>		21.2%	21.8%	